











Subject	2nd Half Term
<b>English</b> 	<b>In English we are learning -</b> <ul style="list-style-type: none"> <li>➤ Traditional stories</li> <li>➤ To write for different purposes, e.g. letters, instructions, stories.</li> <li>➤ To develop basic literacy skills in spelling, punctuation and grammar.</li> </ul> <p>During our Read Write Inc lessons we will be learning different sounds to help us develop our reading and writing.</p>
<b>Mathematics</b> 	<b>In Mathematics we are learning -</b> <ul style="list-style-type: none"> <li>➤ Arithmetic - represent and use one-digit and two-digit numbers to 20, including zero</li> <li>➤ Geometry - identify properties of 2D and 3D shapes</li> <li>➤ Data and measure - use appropriate standard units to estimate and measure accurately</li> </ul>
<b>Science / Grow It / Cook It</b> 	<b>Living things and their habitats</b> <ul style="list-style-type: none"> <li>➤ Explore and compare the differences between things that are living, dead and things that have never been alive</li> <li>➤ Identify and name different types of habitats</li> </ul> <p><i>Cook It / Grow It - Grating soft food to cook stuffed courgettes</i></p>
<b>Computing / Film It</b> 	<b>Animation</b> <ul style="list-style-type: none"> <li>➤ Experiment with text, pictures and animation to make a simple slide show. (Excel/Animate)</li> <li>➤ Use shape tools to draw animation</li> <li>➤ Make a own flip book</li> <li>➤ Explore how cartoon are made from a series of pictures</li> </ul>
<b>History / Geography</b> 	<b>Local area</b> <ul style="list-style-type: none"> <li>➤ Learning facts about our local area</li> <li>➤ Look at where the children live and their journey to school</li> <li>➤ Explore jobs in the locality</li> <li>➤ Examine maps of London from the past and compare them to maps of London from the present day</li> </ul>
<b>Art / Design Technology</b> 	<b>3D Sculpture - Local area and City Life</b> <ul style="list-style-type: none"> <li>➤ Look at sculpture in the locality</li> <li>➤ Learn about artists such as, Christopher Wren</li> <li>➤ Reproduce small scale replicas of sculptures</li> </ul>
<b>Music</b> 	<b>Singing - Begin to sing with control and pitch</b> <ul style="list-style-type: none"> <li>➤ Singing and performing songs and nursery rhymes</li> <li>➤ Learning to sing with an awareness of other performers</li> <li>➤ Practicing singing for the Christmas Concert</li> </ul>
<b>Religious Education</b> 	<b>Where did the world come from and how should we look after it?</b> <ul style="list-style-type: none"> <li>➤ Think about creation stories and beliefs in different religions</li> <li>➤ Reflect on beliefs about how the world began, and how people fail and try to look after the world</li> </ul>
<b>Physical Education</b> 	<b>Outdoor P.E.</b> Ball skills - passing and kicking a ball. <b>Indoor P.E.</b> Gymnastics- move to a beat. Change rhythm and speed.
<b>Philosophy for Children (P4C/Ask It)</b> 	<b>Through the subject of Philosophy For Children (P4C) we will be developing -</b> <ul style="list-style-type: none"> <li>➤ Debating skills</li> <li>➤ Questioning skills</li> </ul> <b>Big Question - Do we follow the rules?</b>

Thank you for your support. If you need any further information please do not hesitate to contact the class teachers. We look forward to an exciting and hardworking term.